


Gbif.Es

Assessments

Is a way to evaluate the user automatically through the exercises of the course

Skill and certificates (badges) are deeply linked to the assessment











You can use the evaluation tool to generate certificates, badges for students who have successfully completed the course


Also you can assignment of skill through different elements of the course


Assessments

The total weight of the course is important for the allocation of individual weights
The minimum certification score defines the minimum grade for passing the course.

[Evaluations](#) / [Assessments](#) Switch to student view



Total weight : 100 - Minimum certification score : 75 

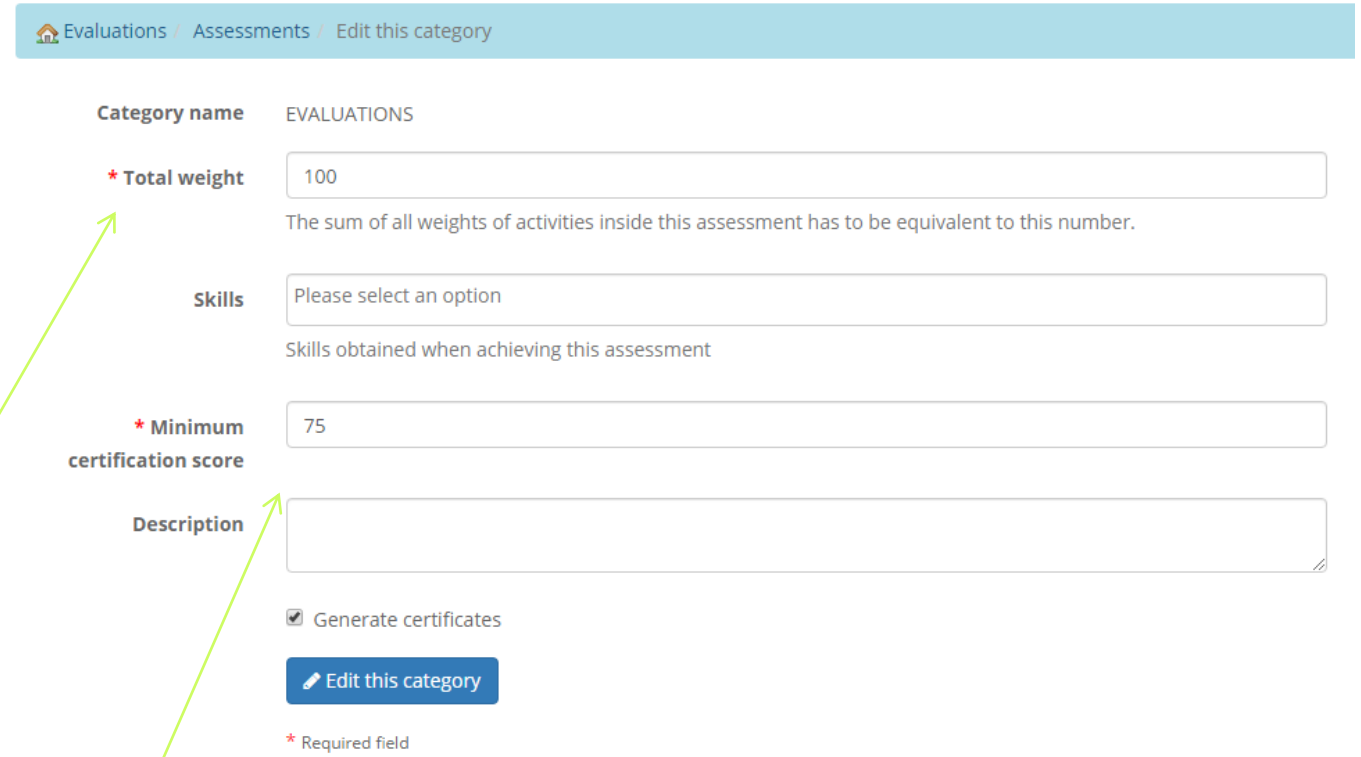
The sum of all weights of activities must be 100 

Type	Name	Description	Weight	Edit
------	------	-------------	--------	------



Assessments

An assessment can have several activities so the sum of all weights of the activities has to be equivalent to this number



The screenshot shows a web form titled 'Evaluations / Assessments / Edit this category'. The form contains the following fields and options:


- Category name:** EVALUATIONS
- * Total weight:** 100. Below this field is a note: 'The sum of all weights of activities inside this assessment has to be equivalent to this number.'
- Skills:** Please select an option. Below this field is a note: 'Skills obtained when achieving this assessment'.
- * Minimum certification score:** 75
- Description:** A large text area for the category description.
- ☒ Generate certificates
- [Edit this category](#) (button)
- * Required field

Two green arrows point from the explanatory text on the left to the 'Total weight' and 'Minimum certification score' fields in the form.

We indicate the minimum score necessary for getting the certificate in this case we have 75 we can change this value

Assessments

We can add
several skills
We choose the
one we have
assign a badge



Evaluations / Assessments / Edit this category

Category name	EVALUATIONS
* Total weight	<input type="text" value="100"/> The sum of all weights of activities inside this assessment has to be equivalent to this number.
Skills	<input type="text" value="coordination"/> Skills obtained when achieving this assessment
* Minimum certification score	<input type="text" value="75"/>
Description	<input type="text"/>


☒ Generate certificates

[Edit this category](#)

* Required field

Assessments

We start by
creating an
assessment
category



[Evaluations](#) / [Assessments](#) / [Edit this category](#)

* **Category name**

Memory

* **Total weight**

50

The sum of all weights of activities inside this assessment has to be equivalent to this number.

Skills

× Cooperation

×

Skills obtained when achieving this assessment

☒ Visible

Description

[Edit this category](#)

Assessments

Next step the
creation of a test



A new test can be created by this icon

Assessments

Evaluations / Assessment

[Choose type of activity to assess]

Add online activity

Choose type of activity to assess

Tests

Choose activity to assess

Final test


Select assessment














Memory













* Weight

☒ Visible

Assessments



Type	Name	Description	Weight	
<input type="checkbox"/>	 Memory		50	     
<input type="checkbox"/>	 Test2 Tests		50	   
Total weight : 100 - Minimum certification score : 75 				

Type	Name	Description	Weight	Edit
<input checked="" type="checkbox"/>	 Memory		50	     
<input type="checkbox"/>	 Final test Tests	La ironía	50	   
			50 / 50	100

* Weight

Default

Memory

Edit link

Assessments







Chamilo generates a certificates with variables from the platform. This is a template so we can modify it




Gbif.Es


Evaluations / Assessments





Switch to student view

The link has been added.














Total weight : 100 - Minimum certification score : 75 

Type	Name	
 Final test	Tests	((date_certificate))   

Evaluations / Assessments




Type	Name	
	default.html	<div>This document certifies that ((user_firstname)) ((user_lastname)) has successfully passed the certification exam for the course ((course_title)) (((course_code)))</div> <div>-----</div> <div>((teacher_firstname)) ((teacher_lastname)) ((gradebook_sitename)) - ((gradebook_institution))</div> <div>etail</div> <div>   </div>

Lets see

We log in on
the platform as
a user of our
course


Gbif, Es

[Homepage](#) [My courses](#) [Personal agenda](#) [Reporting](#) [Social network](#) 16 

[Evaluations](#) / Tests

Test name	Status
Final test	

[Download certificate](#)
Total: 100 / 100 (100 %)

Type	Name
	Final test Tests

April 23, 2019 at 10:50 AM

[Certificate](#) [Export badges](#)

Score	Average
10	10 / 10

This document certifies that
Jacinto Benavente
has successfully passed the certification exam for the course
Evaluations (EVALUATIONS)

Carmen Lujano
Formación Virtual GBIF España - GBIF España

contradicciones en que
is hipótesis.

Score for the test: 10 / 10

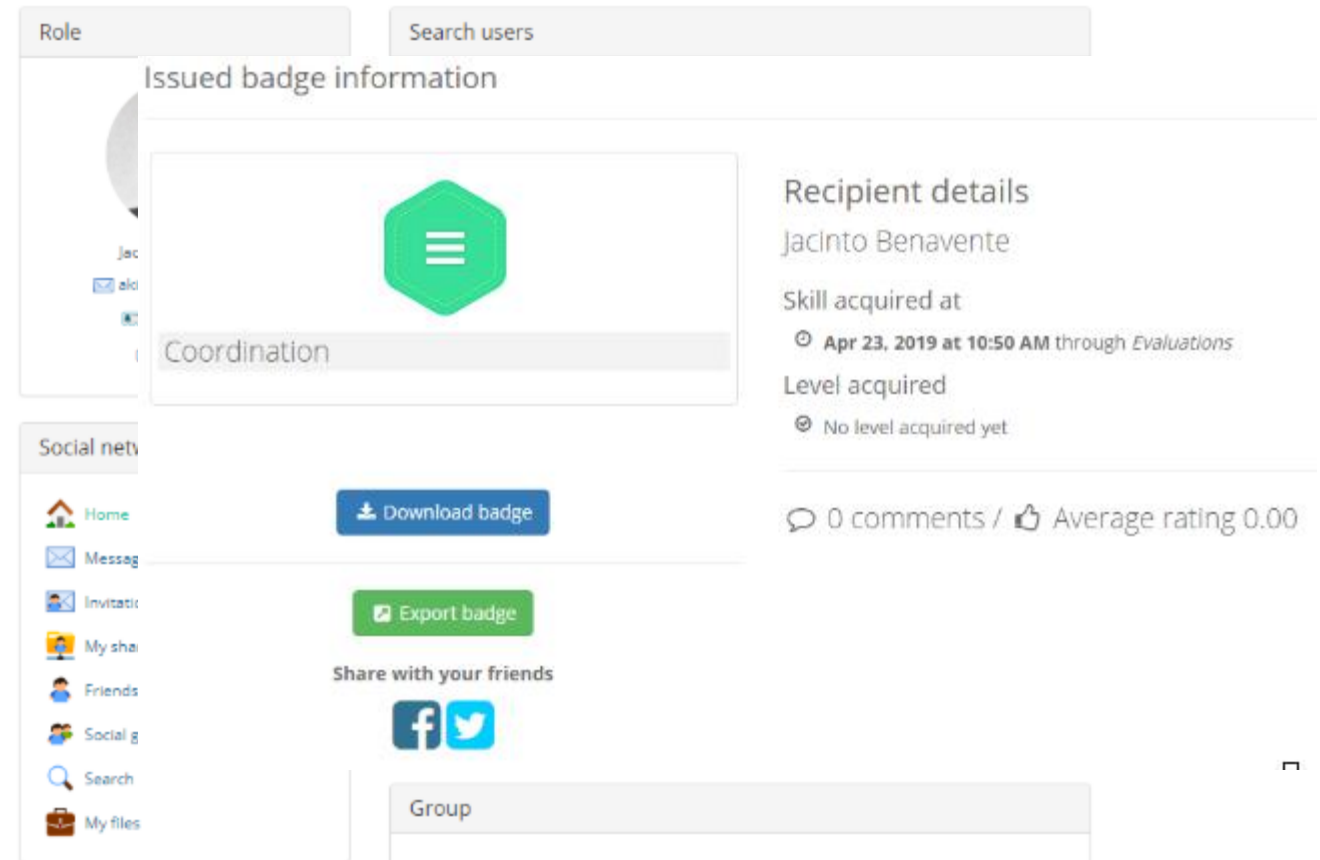
Proceed with the test

Keep checking


As a user
click here



If we click on the
badge we can check
the information and
meta information it
has



Keep checking

Homepage My courses Personal agenda Reporting Social network Dashboard Administration 37 

Administration / User list / Search users





Photo	Code	Assign skill
	-	<div><div>Username Jacinto Benavente</div><div><div>* Skill</div><div>Coordination</div></div><div><div>* Level acquired</div><div>Medium</div></div><div><div>* Argumentation</div><div><u>Able to organize a work group and finish the work</u></div></div><div><input type="button" value="Save"/></div></div>

* Required field

Thank you

Carmen Lujano

Unidad de Coordinación GBIF España
Real Jardín Botánico - CSIC
Claudio Moyano 1, 28014 Madrid
mcarmengbif@gmail.com
www.gbif.es / datos.gbif.es
twitter.com/GbifEs

